



# **SAFETY AND ACCESSIBILITY GUIDE**

## **Welcome to Six Flags St. Louis**

We are glad you are here! At Six Flags St. Louis we are proud to have earned one of the best safety records in the industry. We are committed to providing our Guests with a safe environment and we want our Guests to have a safe and enjoyable day. We are continually striving to improve our facilities.

Many amusement park rides incorporate safety systems designed by the manufacturer to accommodate people of average physical stature and body proportion. These safety systems may place restrictions on the ability of an individual to safely experience the ride. Guests of larger or smaller size, Guests who have a history of heart, back or neck trouble, Guests who are pregnant, Guests who have had recent surgery, or Guests with casts, braces, restrictive devices or disabilities may not be safely accommodated by these systems. For example, height requirements are based on the size needed for the safety restraints to function properly and the level of maturity usually associated with a certain height.

The Attraction Accessibility Program has been developed using our past experiences and our evaluation of each ride in both normal and emergency operating conditions. We also work closely with the manufacturer of each ride to ensure the best experience for all. We hope that this Guide will help Guests make the best choices to ensure a safe and enjoyable experience at the park. Our goal is to safely and efficiently accommodate the needs of all Guests, including individuals with disabilities.

Our prime consideration is the ability of each person to endure the dynamics of a ride without risk of injury to that person or other riders. If you have a suggestion for an improvement or have questions not answered in this brochure, please stop at

Guest Relations. If you feel that you or a member of your party may be affected by this policy, you are encouraged to visit Guest Relations, Guest Services, or the Ride Information Center to obtain a list of rides you can safely ride. Your Rider Access Form will provide information for our Team Members to help accommodate you.

## **RIDE SAFELY**

*Missouri State Law RS MO 316.230 requires passengers on an amusement ride to take responsibility by following all posted safety rules and all oral instructions. Additionally, refrain from acting in any manner that may cause or contribute to injuring yourself or others.*

*Missouri State Law RS MO 316.233 requires passengers to determine, at a minimum, that they understand and satisfy any posted height, medical, or other restrictions, and is not under the influence of alcohol or any other drug that affects his or her ability to safely use the amusement ride, prior to boarding. While all amusement attractions have associated risks, certain individuals are at increased risk for injury from these attractions. Carefully evaluate each attraction to determine if you or members of your party can safely participate. We reserve the right to deny access to a ride to anyone who we feel may not be able to safely experience the ride or may be a hazard to other Riders.*

A Safety Guide sign is posted at every ride entrance and Alternate Access entrance. These signs provide height requirements, health restrictions, ride ratings, ride accessibility, and special instructions regarding the ride. Please review these

signs prior to accessing the ride and ensure to follow all instructions provided.

In general, all Guests should be in good health and free from any conditions known or unknown, that might be aggravated by riding. If you have any doubt about your ability to safely experience a ride, we urge you to consult with our staff at {Insert Park's location}. Remember, if you suspect your health could be at risk for any reason, or if you could aggravate a pre-existing condition of any kind, do not ride.

Generally, Guests must have the ability to brace themselves upright in the seat and support their head and neck during the ride movements. Guests using wheelchairs will have to transfer from their wheelchair to the ride unit by themselves or be assisted by a member of their party in order to be able to ride. You should plan your visit with someone who can physically help you when necessary.






As a Guest, you are responsible for your own safety. Please read this guide and all instructional signage before riding. Listen to and follow all operator instructions. Any person who intentionally removes a safety restraint, violates a park safety policy, or appears to be under the influence of alcohol or chemical intoxicants will be removed from the park without refund. **FOR YOUR SAFETY, DO NOT ENTER AN UNAUTHORIZED AREA FOR ANY REASON.** You may be seriously injured if you enter an unauthorized area.

## **RIDE RATING SYSTEM**

A Ride Rating System has been designed that provides a scale for rating the thrill factor of each ride. The intent is to provide a scale to guide park Guests in determining which attractions to ride based on their own experience level, physical condition, and abilities.

### **Before riding, please note all safety warnings for each ride. In general:**

- Follow all proper rider positioning and hold on until the ride comes to a complete stop.
- All restraint systems, including lap bars, shoulder harnesses, and seatbelts, must be positioned, fastened, and tightened at all times.
- Due to the nature of our rides, backpacks, purses, electronics, stuffed animals, jewelry and other loose items are not permitted on most rides. Glasses must be secured. Smaller items may be secured in cargo pockets or waist packs as long as they do not interfere with the restraint system. In addition, smaller items may be left in a locker or with a non-Rider. Six Flags St. Louis is not responsible for lost or stolen items. You are responsible for your personal property.
- Using cell phones or other electronic devices for any purpose, including picture taking, is prohibited on most rides.
- Keep all parts of your body inside the ride unit at all times.
- Appropriate clothing and shoes are required for most rides. Six Flags St. Louis reserves the right to determine the appropriateness of riding attire.
- Finish food and drink before boarding.
- Smoking, including e-cigarettes, is not permitted in Six Flags St. Louis. We have a smoking area located outside the front gate.

CATEGORY	DESCRIPTION
<b>Low Thrill Rides</b>	 Rides that are generally calm and gentle in nature.
<b>Mild Thrill Rides</b>	 Rides that generally have low speeds with gentle motion and braking. Rides have smooth transitions with some changes in elevation and speed.
<b>Moderate Thrill Rides</b>	 Rides that generally have low to medium speeds and/or heights with moderate motion and braking. Riders may encounter unexpected changes in direction and/or speed during portions of the ride.
<b>High Thrill Rides</b>	 Rides that generally have medium to high speeds and/or heights with moderate to rapid braking. Riders may encounter unexpected changes in speed, direction and/or elevation.
<b>Aggressive Thrill Rides</b>	 Rides that generally have one or more of the following: high speeds and/or heights, aggressive and unexpected forces, and rapid directional or elevation change. Riders will encounter many unexpected rapid changes in speed, direction and/or elevation.

## **DEFINITIONS**

Every ride entrance lists height requirements and special instructions regarding the ride. Six Flags St. Louis uses the following terms:

**Ability to hold on or brace:** Ability to use one’s arms to maintain a grasp on an assist bar and support one’s body during normal and emergency procedures on a ride and to use one’s legs to brace to maintain a seated position during the forces of the ride.

**Hand-held Infant:** Hand-held infants are children who are unable to independently walk or maintain seated postural control and will only be able to ride the following rides with a Supervising Companion: Tommy G. Robertson Railroad, Grand Ole Carousel, Colossus.

**Supervising Companion:** Many of our rides have height requirements that allow a Guest under that requirement to ride with a Supervising Companion. A Supervising Companion is a Companion who is at least 54” in height and approximately 14 years of age, who meets all other criteria for riding, and who will assist their Companion in complying with safe participation instructions. Supervising Companions are responsible for ensuring that the accompanied Rider remains seated properly where applicable and follows all rules and regulations. The Supervising Companion must be seated in the same seat (row) as the Rider who needs accompaniment and can accompany the number of Riders for which the seat is designed. For example, if a seat is designed for three people, the Supervising Companion can accompany two Riders.

## **HEALTH RESTRICTIONS**



Each ride is evaluated against five primary health restrictions. These restrictions are:

- Back Trouble
- Heart Trouble/High Blood Pressure
- Neck Trouble
- Pregnancy
- Recent Surgery

If you are in doubt about your ability to safely experience a ride or would like more information, please review the information for each attraction in this Guest Accessibility Guide or review the Safety Guide and all warning signs posted at each ride entrance and Alternate Access Entrances.

## **PREGNANCY**

Guests who know or believe they may be pregnant should follow all rules, guidelines and restrictions listed for each ride. Those who are pregnant should not ride a ride that specifically lists pregnancy as a rider restriction. Please closely review all rules and guidelines at the entrance of each ride.

Guests who are pregnant may ride Colossus, Tommy G. Robertson Railroad, and Grand Ole Carousel

## **HEIGHT REQUIREMENTS**

Height requirements and specific instructions are posted at the entrance to each attraction. Guests may be "officially" measured at the Ride Information Center. The measured Guest will be given a wristband to indicate their height range. Wristbands are not required to ride. They are intended to make your wait in line shorter by streamlining the Guest height measurement process.

To accurately measure Guests, a height measuring device may be used during the height measuring process. This device may come into contact with the Guest's head for a brief period.

For the safety of Guests, shoes that contribute excessively to a Guest's height are prohibited during measuring. For example, a Guest is not permitted to wear platform shoes to help meet a height requirement. Six Flags St. Louis reserves the right to ask that shoes be removed to ensure that a Guest's height is not being artificially enhanced or manipulated.

In Hurricane Harbor, height measurements are taken in bare feet.

## **ATTRACTION ACCESSIBILITY PROGRAM**

We are proud of our reputation for accommodating Guests with disabilities through our Attraction Accessibility Program. To provide equal access for all Guests, we have developed a program which allows Guests with mobility restrictions or cognitive impairment to access attractions. Information about where Guests access the ride is posted on each attraction's Safety Guide sign. All Guests are required to meet all riding requirements for every attraction, including height and health restrictions in order to safely ride/participate.

The Guest with a mobility restriction or cognitive impairment should visit Guest Relations or Palace Services upon their arrival at the park to express their inability to wait in the regular line. Some questions are asked to ensure that the Guest has the required physical criteria in order to safely experience attractions. Following that conversation, the Guest Services Team will provide the details needed to participate in the program.

Guests with mobility restrictions or cognitive impairments who request reasonable accommodations are encouraged to obtain the IBCCES Accessibility Card (IAC) by registering at [accessibilitycard.org](http://accessibilitycard.org) or via the Accessibility Card mobile App. Once a Guest has filled out the online application and uploaded necessary documentation into a secure online portal, they will be able to access their digital Accessibility Card. Guests will present the IBCCES Accessibility Card to Guest Relations or Palace Services upon their arrival at the park to express their accommodation needs. Some questions are asked to ensure that the Guest has the required physical criteria in order to safely experience attractions. Following that conversation, the Guest Services Team will provide the details needed to participate in the program.

**Note: Only IBCCES can issue the IBCCES Accessibility Card, and not (insert park name).**

### **CASTS & BRACES**

Guests with casts and braces will be restricted from riding rides where the cast or brace will not fit inside the ride unit or where it will present a hazard to the Guest or others. Guests with a cast or brace may be required to sit in a specific seat. Guests with full arm (elbow restricted) and full leg (knee restricted) casts or braces are restricted from most rides and water slides. We suggest you delay your visit until the cast is removed. Casts and braces with exposed metal parts are not permitted on the slides in Hurricane Harbor.

### **PROSTHESIS**

Guests with any type of prosthesis may not be able to participate in certain attractions unless they can ensure the device is properly secured and will remain in place during the ride. Guests must also be able to maintain proper riding posture. Prosthetic devices with exposed metal parts are prohibited on most attractions. Guests are encouraged to visit designated park locations for assistance before riding to ensure a safe experience.

Guests with any type of prosthesis are advised to consult with the Ride Information Center Supervisory Team for guidance during their visit.

### **RIDE DEVICES**

For safety reasons, certain attractions may require the removal of medical devices or prosthetics. These devices may interfere with safety restraints, prevent proper riding posture, or pose hazards to the Guest or others.

On rides equipped with removable seats, Guests using wheelchairs may transfer directly to the ride vehicle. Ride attendants and Guest service staff are available to assist with questions or specific requirements regarding harnesses, mobility aids, or prosthetic devices.

Safety is the park's highest priority. To ensure an enjoyable and safe experience, Guests who do not meet specific rider requirements, including those related to harnesses and mobility aids, may be restricted from participating.

Body Harnesses, when requested, allow certain Guests with disabilities the ability to ride if they meet the ride criteria. The following rides are equipped with a body harness: Batman: The Ride, Supergirl Sky Flyer, and Joker Carnival of Chaos.

In addition, specific ride vehicles are equipped with removable sides at Justice League Battle for Metropolis. These vehicles may further assist Riders in transferring from their wheelchair to the ride unit. Please inform the Ride Operator if you wish to use that vehicle.

### **ADDITIONAL INFORMATION**

Our goal is to make Six Flags St. Louis as enjoyable and barrier-free as possible. Listed below are some of the services we offer. Please feel free to suggest areas in which we might improve in the future.

#### **Family Services**

A space for nursing mothers is available at Lost Parents. Baby changing areas can be found in most restrooms. A family restroom is located at the Front Mall Restrooms and Lost Parents. Please feel free to ask a Team Member for directions to these locations or review a park map.



#### **First Aid**

Our First Aid located at the exit of the Log Flume and to the left of the Volcano in Hurricane Harbor. Both are staffed from park open to park close. Medical equipment storage and refrigeration for Guests with medication is offered at First Aid.



#### **Parking**

Accessible parking is available on a first-come, first-served basis within the main parking lots of the park. When you arrive at the parking toll booths, ask a Team Member for instructions regarding where to proceed to the accessible parking lot. A valid disability parking placard or license plate must be displayed at all times while parked in the designated accessible parking area. If the designated accessible parking area is full at the time of your arrival, members of your party may be dropped off at the main pick-up/drop-off area, near the main entrance to the park. Proper vehicle identification must be displayed. Please ask a Team Member for directions to additional parking areas.



#### **Quiet Room**

Six Flags St. Louis offers a Quiet Room located at the Ride Information Center for family members or caregivers to take a break and reduce sensory stimulation. (Additionally, there are sensory features provided for guest use.)



#### **Restrooms**

Private restroom facilities for Guests needing the assistance of a companion are available at the Front Mall Restrooms and Lost Parents. Wheelchair accessible stalls are located at all restrooms. For your convenience we also have a family restroom available at Front Mall Restrooms.



### **Rider Swap**

The Rider Swap program allows one adult to stay with non-riders while the rest enjoy the ride. Upon their return, they can switch with the waiting adult, who can ride without joining the regular queue. For more information, visit Guest Services near the front of the park.



### **Service Animals**

Service animals are welcome at Six Flags St. Louis. A service animal is defined as a dog that has been individually trained to do work or perform tasks for a person with disabilities. Examples of such work or tasks include: guiding people who are blind, alerting people who are deaf, pulling a wheelchair, alerting and protecting a person who is having a seizure, reminding a person with mental illness to take prescribed medications, calming a person with Post Traumatic Stress Disorder (PTSD) during an anxiety attack, or performing other duties. Service animals are working animals, not pets. The work or task a dog has been trained to provide must be directly related to the person's disability. Dogs whose sole function is to provide comfort or emotional support do not qualify as service animals.

Service animals must be housebroken, controlled with a restraining device, and they must display appropriate behavior at all times while on our property. Guests whose service animal demonstrates aggressive and/or inappropriate actions toward a Guest or Team Member or Associate will be directed to remove the animal from the park.

Due to the nature of most rides, service animals must remain with a non-riding member of your party. We are not permitted

to take control of your service animal. Service animals may be taken on Colossus and Tommy G. Robertson Railroad. Service animals must be leashed, under the owner's control, fit on the floor of the ride vehicle, and seated on the floor, not the ride seat. They may also attend the performances at live shows. Service animals are not permitted in water attractions, wet decks, wading pools, or lazy rivers. They are permitted to walk through the park areas, including scare zones. Visit Guest Relations for more information. Guests may take advantage of our Rider Swap policy for staying with the service animal. Visit Guest Services for more information.

A Service Animal "Relief Area" is located in the grassy area next to Palace Services. Owners are responsible for disposing of their animal's waste.



### **Special Dietary Needs**

Although outside food and beverages are not allowed in the park, individuals who have special diets or need items due to a medical condition may bring small soft sided coolers to accommodate such needs. Hard sided coolers are not allowed.

### **Wheelchairs & Electric Convenience Vehicles**

Properties with no reservation system

A limited supply of wheelchairs, electric convenience vehicles (ECV), and strollers are available for rent at the Rentals Area located near the front gate. However, since wheelchairs, ECV's, and strollers are rented on a first-come, first-served basis and cannot be reserved in advance, we urge Guests to bring their own. Rentals are also available at the park while supplies last.

Wheelchairs, ECV's, and strollers may not be taken out of the park gates or to the parking lot. However, a park Associate will be happy to provide any assistance you may need at that time. Personal Segways are not allowed.

### **Guests Using Wheelchairs & ECV's**

We require a safe speed be maintained while traveling in the park by Guests who choose to use a wheelchair or ECV. Wheelchairs and ECV's cannot be accommodated on most rides and attractions. If your wheelchair can be safely accommodated on a ride, you are responsible for it being able to withstand the movement of the ride. Please refer to the individual ride and attraction descriptions in the back of this guide for more specific information. For information on water wheelchairs in the waterpark, please see the Water Wheelchair and Pool Lifts section.

On most rides where Guests in wheelchairs can be accommodated, Guests will need to leave their wheelchairs to be seated. In most cases, a wheelchair may be left in a designated position on or near the ride platform or walkway near the ride. If an ECV has attachments to the vehicle which could impede with the operation of a lift or with safe lift ingress and egress, please transfer to manual wheelchair. Applicable attachments would include canopies, antennae, umbrellas, awnings, etc. Please ask a Team Member at each location for assistance.

If in doubt about your ability to safely experience a ride, we urge you to consult with our staff at Guest Relations. Six Flags St. Louis personnel are not trained in transferring Guests from

wheelchairs to ride units and are not permitted to do so. You should plan your visit with someone who can physically help you when necessary.

### **EVACUATIONS**

Evacuations may be required due to mechanical reasons, weather conditions, or a power interruption. If an evacuation is required, Riders may need to maneuver across catwalks, from the highest point of the ride, and down steeply inclined catwalks or steps. Ride units may also stop at the top of a lift or on the ride course. Certain evacuations may require Riders to use additional safety equipment during the process. Remain seated until given instructions. In Hurricane Harbor, Guests may be asked to evacuate pools as quickly as possible using stairs or ladders. If an evacuation from a ride/attraction is required, Riders requiring assistance during the ride evacuation may be escorted last in order to expedite the ride evacuation process. If so, you accept any risk due to delayed evacuation if we need to physically lift or lower you.

### **GUESTS OF A LARGER SIZE**

All restraint systems, including lap bars, shoulder harnesses, and seatbelts must be positioned and fastened properly to allow Guests to ride. Due to restraint system requirements, Guests of larger size (in terms of height, weight, and/or proportions) may not be accommodated on some of our rides.

Our larger Guests may experience difficulty on: Batman: The Ride, American Thunder, Mr. Freeze, The Boss, Pandemonium, Screamin' Eagle, Catwoman Whip, and River King Mine Train.

Maximum [and minimum] weight limits can be found under the individual rides in this guide and on the Safety Guide Signs at the entrance to rides with restrictions.

If you are concerned about whether or not you can be accommodated safely on a ride, you may enter the ride via the exit to ensure the restraints function properly prior to waiting in line. The rest of your party may wait for you outside the exit.

### **LOOSE ARTICLES**

Most rides cannot accommodate loose articles including cell phones, hats, cameras, purses, backpacks, basketballs, umbrellas, beverage containers, electronic devices, etc. Items must be safely secured in cargo pockets, a waist pack, in a bin on the ride platform, in a locker, or with a non-Rider. Six Flags St. Louis is not responsible for lost, stolen, or damaged items.

Extra or bulky clothing, backpacks, and anything else that could potentially be between the Rider and the restraint will not be allowed. The restraint mechanism must be secured snugly against the Rider's body.

Using cell phones or other electronic device for any purpose, including picture taking, is prohibited on most rides. Failure to comply may result in ejection from the park.

Glasses must be secured on all rides.

Hearing devices and other electronic devices may be damaged by water at water rides and attractions. Please take necessary precautions to protect hearing devices on all rides. Sensory headphones or helmets may be accommodated on select rides. Please see an Associate for more details.

Any non-compliance which results in damage or injury to a person or property will result in consequences up to and including prosecution.

### **LOST & FOUND**

All items found at Six Flags St. Louis are turned into Lost and Found located at the Front of the Park. If you lose an item on a ride, we will search for the item after the park closes. In order to keep the ride in operation, an immediate search may not be possible.

FOR YOUR SAFETY, DO NOT ENTER UNAUTHORIZED AREAS TO RETRIEVE LOST ARTICLES. You can be seriously injured if you enter an unauthorized area.

### **MAGNETIC FIELDS ON RIDES**

Magnets are used at the following attractions: Mr. Freeze Reverse Blast, Pandemonium, and American Thunder. Guests with medical devices sensitive to magnetic fields (pacemakers, hearing aids, etc.), should consider these factors when deciding to ride.

### **OXYGEN TANKS**

Due to the dynamic nature of rides, portable oxygen tanks are only permitted on the Grand Ole Carousel, Tommy G. Robertson Railroad, and Colossus. The tank must fit safely in the ride unit and not interfere with the ride restraint system. For your convenience, the park's First Aid station(s) will be able to

appropriately store your additional oxygen tanks during your visit.

Many rides can accommodate smaller personal oxygen equipment. Personal oxygen equipment that can be secured around the waist, or with a strap that can be worn over the shoulder of one arm and under the other arm, may be permitted as long as the contents of the equipment housing can be contained. The equipment must allow the ride restraint system to be secured snugly against the Rider's body. The equipment must not prevent Riders from properly sitting in the ride unit with their back and shoulders against the seat back. At no time may the equipment be between the Rider and the seat or the restraint. Riders must be free to hold on during the ride; therefore, nothing may be in their hands while riding.

### **STROBE LIGHTING & SPECIAL EFFECTS**

Many attractions utilize special effects, including but not limited to: haze and other atmospheric effects, scents, areas of low lighting, loud music, sound effects, strobe lighting and other specialty lighting. Guests with medical conditions that may be impacted by these special effects are advised not to participate in these attractions. Attractions utilizing these effects include: Mr. Freeze Reverse Blast, Justice League Battle for Metropolis, and Joker Carnival of Chaos.

### **PROPER ATTIRE**

For the safety and enjoyment of our Guests, everyone is to adhere to proper dress attire, as most rides require each Guest ride with shirts, shorts and shoes. Loose clothing (including scarves and other free-flowing clothing) must be fully secured or

removed to prevent any interference with the ride restraint system.

Swimwear is not permitted on rides outside of Hurricane Harbor. Swimwear is required to be appropriate. Thongs or transparent clothing are not permitted.

### **RIDER CRITERIA**

Our Attraction Accessibility Program is designed to allow Guests to participate in the enjoyment of our attractions as much as possible. The program was developed by analyzing the physical and mental attributes required to safely ride each attraction. It is our policy to allow anyone to ride who meets all these requirements and is not a hazard to themselves or others. We continue to evaluate and update our Attraction Accessibility Program as necessary.

The evaluation of each attraction considered the following criteria:

#### **Independent seated postural.**

The Guest must have the body and spinal control to sit upright without the aid of other people or devices. The Guest must also have sufficient muscle control to support their head, neck and upper torso during the course of the ride, including the dynamic motion of the ride. Certain ride units such as carousel horses require the ability to form a saddle posture with the Guest's thighs.

**Appropriate center of gravity.**

The Guest's body must have the appropriate weight distribution for that ride.

**Ability to hold on with one functioning arm.**

Guests must have one functioning arm that exhibits good grip control, the ability to brace, and is strong enough to allow the Guest to maintain proper riding position throughout the duration of the ride. A functioning arm may be a natural arm or a prosthesis which can be used for gripping and bracing. Any arm prosthesis must remain properly secured under the dynamic forces of the ride. Due to manufacturer requirements, some rides may exclude prostheses.

**Ability to hold on with two functioning arms.**

Guests must have two functioning arms that exhibit good grip control, the ability to brace, and are strong enough to allow the Guest to maintain the proper riding position throughout the duration of the ride. A functioning arm may be a natural arm or a prosthesis which can be used for gripping and bracing. Any arm prosthesis must remain properly secured under the dynamic forces of the ride. Due to manufacturer requirements, some rides may exclude prostheses.

**Ability to brace self with one functioning leg.**

Guests must have one functioning leg to be used for bracing the body during the course of the ride. A functioning leg may be a natural leg or a prosthesis used for bracing the body during the course of participation and maintaining balance when entering and exiting a ride unit. Any leg prosthesis must remain properly secured under the dynamic forces of the ride. Due to

manufacturer requirements, some rides may exclude prostheses.

**Ability to brace self with two functioning legs.**

Guests must have two functioning legs to be used for bracing the body during the course of the ride. A functioning leg may be a natural leg or a prosthesis used for bracing the body during the course of participation and maintaining balance when entering and exiting a ride unit. Any leg prosthesis must remain properly secured under the dynamic forces of the ride. Due to manufacturer requirements, some rides may exclude prostheses.

**Minimum of two functioning extremities.**

Guests must have a minimum of two functioning extremities (two legs, two arms, or one arm and one leg) to brace themselves during the ride and assist in entering and exiting the ride unit.

**Minimum of three functioning extremities.**

Guests must have a minimum of three functioning extremities (two legs and one arm or two arms and one leg) to brace themselves (with tripod bracing) during the ride and assist in entering and exiting the ride unit.

**Minimum of four functioning extremities.**

Guests must have four functioning extremities (two legs and two arms) to brace themselves during the ride and assist in entering and exiting the ride unit.

**Ability to enter/exit ride within specified parameters without endangering self or others.**

Guests must be able to enter and exit the ride without jeopardizing themselves or others and to assist with their own evacuation, if necessary. This may include special arrangements such as entering through the Alternate Access entrance or having someone aid in boarding. For the safety of our Team Members and Guests, Associates are instructed not to perform any lifting of Guests.

**Appropriate observed behavior:**

Guest demonstrates appropriate observed behavior indicating a willingness and ability to participate and/or follow Guest requirements. Appropriate observed behavior may include, but not be limited to, maintaining proper riding position, attention and compliance to safety instructions, proper use of all ride safety equipment and willingness to participate.

Guests have a duty to:

- Exercise good judgment
- Act in a responsible manner while using amusement rides
- Not participate while under the influence of alcohol or drugs
- Properly use all ride safety equipment provided

**RIDES**

The following descriptions are designed to give you information on the types of actions caused by various rides. Each of the following attractions will identify the restrictions according to the criteria itemized above. In order to participate on most attractions, Guests must have seated postural control, appropriate center of gravity, appropriate observed behavior, and the ability to enter and exit the ride safely. Specific exceptions or qualifications to those four criteria will be noted in the information provided below. If you have been authorized for Alternate Access, follow the directions listed under each ride.

# American Thunder

## Ride Rating: 5

An exciting wooden roller coaster with max height of 82 feet, 80 foot max drop, max speed of 48 MPH, and numerous crossovers. Riders sit in cars featuring an individual lap bar and a shared seat belt. This ride features moderate braking forces at the end of the ride.

**Height Requirement:** Riders must be at least 48" tall to ride.

### General Requirements and Health Restrictions:

- Riders must be free of back trouble, heart trouble, high blood pressure, and neck trouble.
- Expectant mothers are not allowed to ride.
- Guests with recent surgeries are not allowed to ride.
- Riders must exhibit the ability of independent seated postural control under the dynamic conditions of the ride.
- Riders must have appropriate center of gravity to ride.
- Riders must have the ability to enter/exit ride within specified parameters without endangering self or others.
- Riders must have appropriate observed behavior to ride safely.

### Physical Requirements:

- Each rider must maintain in an upright seated position with their back against the backrest during the duration of the ride and their arms, hands, legs, and feet inside the ride vehicle at all times.
- Riders must have a minimum of one functioning arm with a hand (excluding prosthesis).
- Riders must have a minimum of one functioning leg (excluding prosthesis) and one leg amputated below the knee.
- Riders must have a minimum of two functioning extremities to ride.
- Riders must step up and down into the ride vehicle and will need to transfer from a wheelchair to the ride vehicle.

### Casts, Braces, Prosthetics and Other Medical Devices:

Device Type	Allowed on Ride	Device Type	Allowed on Ride
Cervical collar/neck brace	No	Lower leg cast	No
Broken collar bone	No	Full leg cast	No
Forearm cast	No	Arm prosthetics	Yes
Full arm cast	No	Leg prosthetics	Yes
Braced arm cast	No		

Canes, crutches, wheelchairs, and other mobility devices must be placed in a designated spot outside of the ride envelope. Ask a ride operator for assistance.

**Ride Access:** Riders using a manual or electric wheelchair or an ECV should enter through the Alternate Access Entrance located to the left of the ride entrance. Riders must transfer from the wheelchair to the ride unit under their own power or with the assistance of someone in their party.

**Loose Article Policy:** Loose articles are not permitted on this ride. Loose articles of any kind (including but not limited to purses, backpacks, beverage containers, cell phones and keys) must be secured in cargo pockets, zippered pockets or article bins, which are located on the ride dock. All loose articles which cannot be secured must be locked in a locker, or left with a non-rider.

## **Batman: The Ride**

### **Ride Rating: 5**

An exciting steel roller coaster with max height of 105 feet, 100 foot max drop, max speed of 55 MPH, and 5 inversions. Riders sit in cars featuring an individual shoulder harness and an individual seat belt. This ride features moderate braking forces at the end of the ride.

**Height Requirement:** Riders must be at least 54" tall to ride.

### **General Requirements and Health Restrictions:**

- Riders must be free of back trouble, heart trouble, high blood pressure, and neck trouble.
- Expectant mothers are not allowed to ride.
- Guests with recent surgeries are not allowed to ride.
- Riders must exhibit the ability of independent seated postural control under the dynamic conditions of the ride.
- Riders must have appropriate center of gravity to ride.
- Riders must have the ability to enter/exit ride within specified parameters without endangering self or others.
- Riders must have appropriate observed behavior to ride safely.

**Physical Requirements:**

- Each rider must maintain in an upright seated position with their head against the headrest during the duration of the ride and their arms, hands, legs, and feet inside the ride vehicle at all times.
- Riders must have one functioning arm that includes a hand and two legs including the feet. Legs may be paralyzed OR two functioning arms including hands are sufficient if the rider has a normal center of gravity and lower extremities are sufficiently strong to maintain proper riding posture under the dynamic conditions of the ride. Amputation must be below the knee.
- Riders must have two functioning arms including hands, and one leg including the feet, and one leg amputated below the knee.
- Riders must step up and down into the ride vehicle and will need to transfer from a wheelchair to the ride vehicle.

**Casts, Braces, Prosthetics and Other Medical Devices:**

Device Type	Allowed on Ride	Device Type	Allowed on Ride
Cervical collar/neck brace	No	Lower leg cast	No
Broken collar bone	No	Full leg cast	No
Forearm cast	No	Arm prosthetics	Yes
Full arm cast	No	Leg prosthetics	No
Braced arm cast	No		

Canes, crutches, wheelchairs, and other mobility devices must be placed in a designated spot outside of the ride envelope. Ask a ride operator for assistance.

**Ride Access:** Riders using a manual or electric wheelchair or an ECV should enter through the Alternate Access Entrance located to the left of the ride entrance. Riders must transfer from the wheelchair to the ride unit under their own power or with the assistance of someone in their party.

**Loose Article Policy:** Loose articles are not permitted on this ride. Loose articles of any kind (including but not limited to purses, backpacks, beverage containers, cell phones and keys) must be secured in cargo pockets, zippered pockets or article bins, which are located on the ride dock. All loose articles which cannot be secured must be locked in a locker, or left with a non-rider.

## Bugs Bunny Ranger Pilots

### Ride Rating: 2

A mild children's ride where riders control a plane with a joystick to move the ride unit up and down. Riders sit in planes featuring an individual seat belt. This ride features mild rotation in the counter-clockwise direction.

**Height Requirement:** Riders must be between 36" and 54" tall to ride.

### General Requirements and Health Restrictions:

- Riders must be free of back trouble, heart trouble, high blood pressure, and neck trouble.
- Expectant mothers are not allowed to ride.
- Guests with recent surgeries are not allowed to ride.
- Riders must exhibit the ability of independent seated postural control under the dynamic conditions of the ride.
- Riders must have appropriate center of gravity to ride.
- Riders must have the ability to enter/exit ride within specified parameters without endangering self or others.
- Riders must have appropriate observed behavior to ride safely.

### Physical Requirements:

- Each rider must maintain in an upright seated position with their back against the backrest during the duration of the ride and their arms, hands, legs, and feet inside the ride vehicle at all times.
- Riders must have a minimum of one functioning arm with a hand (excluding prosthesis) and a minimum of one functioning leg with a foot (excluding prosthesis).
- Riders must step up and down into the ride vehicle and will need to transfer from a wheelchair to the ride vehicle.

### Casts, Braces, Prosthetics and Other Medical Devices:

Device Type	Allowed on Ride	Device Type	Allowed on Ride
Cervical collar/neck brace	No	Lower leg cast	No
Broken collar bone	No	Full leg cast	No
Forearm cast	Yes	Arm prosthetics	Yes
Full arm cast	Yes	Leg prosthetics	Yes
Braced arm cast	Yes		

Canes, crutches, wheelchairs, and other mobility devices must be placed in a designated spot outside of the ride envelope. Ask a ride operator for assistance.

**Ride Access:** Riders using a manual or electric wheelchair or an ECV may use the main ride entrance for access.

**Loose Article Policy:** Loose articles are not permitted on this ride. Loose articles of any kind (including but not limited to purses, backpacks, beverage containers, cell phones and keys) must be secured in cargo pockets, zippered pockets or article bins, which are located on the ride dock. All loose articles which cannot be secured must be locked in a locker, or left with a non-rider.

## Boomerang

### **Ride Rating: 5**

An exciting steel roller coaster featuring 6 inversions (3 forward, 3 backward) with max height of 125 feet, 125 foot max drop, and max speed of 55 MPH. Riders are pulled up backwards out of the station. Riders sit in cars featuring an individual shoulder harness. This ride features moderate hard forces at the end of the ride.

**Height Requirement:** Riders must be at least 48" tall to ride.

### **General Requirements and Health Restrictions:**

- Riders must be free of back trouble, heart trouble, high blood pressure, and neck trouble.
- Expectant mothers are not allowed to ride.
- Guests with recent surgeries are not allowed to ride.
- Riders must exhibit the ability of independent seated postural control under the dynamic conditions of the ride.
- Riders must have appropriate center of gravity to ride.
- Riders must have the ability to enter/exit ride within specified parameters without endangering self or others.
- Riders must have appropriate observed behavior to ride safely.

### **Physical Requirements:**

- Each rider must maintain in an upright seated position with their back against the backrest during the duration of the ride and their arms, hands, legs, and feet inside the ride vehicle at all times.
- Riders must have one functioning arm that includes a hand.
- Riders must have two legs, of which only the feet may be missing or a minimum of one natural leg including (partial) foot and one upper leg which extends to the end of the seat is required. The required lower extremities may be paralyzed.
- Riders must step up and down into the ride vehicle and will need to transfer from a wheelchair to the ride vehicle.

## Casts, Braces, Prosthetics and Other Medical Devices:

Device Type	Allowed on Ride	Device Type	Allowed on Ride
Cervical collar/neck brace	No	Lower leg cast	Yes
Broken collar bone	No	Full leg cast	No
Forearm cast	Yes	Arm prosthetics	No
Full arm cast	No	Leg prosthetics	Yes
Braced arm cast	No		

Canes, crutches, wheelchairs, and other mobility devices must be placed in a designated spot outside of the ride envelope. Ask a ride operator for assistance.

**Ride Access:** Riders using a manual or electric wheelchair or an ECV should enter through the Alternate Access Entrance located to the right of the ride entrance via the ride exit. Riders must transfer from the wheelchair to the ride unit under their own power or with the assistance of someone in their party.

**Loose Article Policy:** Loose articles are not permitted on this ride. Loose articles of any kind (including but not limited to purses, backpacks, beverage containers, cell phones and keys) must be secured in cargo pockets, zippered pockets or article bins, which are located on the ride dock. All loose articles which cannot be secured must be locked in a locker, or left with a non-rider.

## Buccaneer

### Ride Rating: 3

A rocking boat ride in which riders swing back and forth. Riders sit in cars featuring a shared lap bar. This ride features air time sensations and forward/backward motion.

**Height Requirement:** Riders must be 42" to ride alone or accompanied by a supervising companion.

### General Requirements and Health Restrictions:

- Riders must be free of back trouble, heart trouble, high blood pressure, and neck trouble.
- Expectant mothers are not allowed to ride.
- Guests with recent surgeries are not allowed to ride.
- Riders must exhibit the ability of independent seated postural control under the dynamic conditions of the ride.
- Riders must have appropriate center of gravity to ride.

- Riders must have the ability to enter/exit ride within specified parameters without endangering self or others.
- Riders must have appropriate observed behavior to ride safely.

**Physical Requirements:**

- Each rider must maintain in an upright seated position with their back against the backrest during the duration of the ride and their arms, hands, legs, and feet inside the ride vehicle at all times.
- Riders must possess the ability to hold on with one functioning arm and the ability to brace self with two functioning legs.
- Riders must step up and down into the ride vehicle and will need to transfer from a wheelchair to the ride vehicle.

**Casts, Braces, Prosthetics and Other Medical Devices:**

Device Type	Allowed on Ride	Device Type	Allowed on Ride
Cervical collar/neck brace	No	Lower leg cast	Yes
Broken collar bone	No	Full leg cast	Yes
Forearm cast	Yes	Arm prosthetics	Yes
Full arm cast	Yes	Leg prosthetics	Yes
Braced arm cast	Yes		

Canes, crutches, wheelchairs, and other mobility devices must be placed in a designated spot outside of the ride envelope. Ask a ride operator for assistance.

**Ride Access:** Riders using a manual or electric wheelchair or an ECV should enter through the standby queue. Riders must transfer from the wheelchair to the ride unit under their own power or with the assistance of someone in their party.

**Loose Article Policy:** Loose articles are not permitted on this ride. Loose articles of any kind (including but not limited to purses, backpacks, beverage containers, cell phones and keys) must be secured in cargo pockets, zippered pockets or article bins, which are located on the ride dock. All loose articles which cannot be secured must be locked in a locker, or left with a non-rider.

## Catwoman Whip

**Ride Rating: 5**

An exciting thrill ride that flips riders upside down while rotating 360 degrees on a giant arm. Riders sit in cars featuring an individual shoulder harness equipped with a seat belt. This ride features moderate braking forces at the end of the ride.

**Height Requirement:** Riders must be at least 50" tall to ride.

**General Requirements and Health Restrictions:**

- Riders must be free of back trouble, heart trouble, high blood pressure, and neck trouble.
- Expectant mothers are not allowed to ride.
- Guests with recent surgeries are not allowed to ride.
- Riders must exhibit the ability of independent seated postural control under the dynamic conditions of the ride.
- Riders must have appropriate center of gravity to ride.
- Riders must have the ability to enter/exit ride within specified parameters without endangering self or others.
- Riders must have appropriate observed behavior to ride safely.

**Physical Requirements:**

- Each rider must maintain in an upright seated position with their head against the headrest during the duration of the ride and their arms, hands, legs, and feet inside the ride vehicle at all times.
- Riders must have arms that extend at a minimum to the elbow and non-prosthetic functioning hand on one of the two arms.
- Riders must have sufficient lower extremities to ensure the ride restraint system adequately restrains them. Both legs must include the knee.
- Riders must step up and down into the ride vehicle and will need to transfer from a wheelchair to the ride vehicle.

**Casts, Braces, Prosthetics and Other Medical Devices:**

Device Type	Allowed on Ride	Device Type	Allowed on Ride
Cervical collar/neck brace	No	Lower leg cast	No
Broken collar bone	No	Full leg cast	No
Forearm cast	No	Arm prosthetics	No
Full arm cast	No	Leg prosthetics	No
Braced arm cast	No		

Canes, crutches, wheelchairs, and other mobility devices must be placed in a designated spot outside of the ride envelope. Ask a ride operator for assistance.

**Ride Access:** Riders using a manual or electric wheelchair or an ECV should enter through the Alternate Access Entrance located to the left of the ride entrance. Riders must transfer from the wheelchair to the ride unit under their own power or with the assistance of someone in their party.

**Loose Article Policy:** Loose articles are not permitted on this ride. Loose articles of any kind (including but not limited to purses, backpacks, beverage containers, cell phones and keys) must be secured in cargo pockets, zippered pockets or article bins, which are located on the ride dock. All loose articles which cannot be secured must be locked in a locker, or left with a non-rider.

## Colossus

### Ride Rating: 1

A giant 180 foot tall ferris wheel. Riders are seated in a caged gondola with bench style seating. The ride slowly rotates around at walking speed. The ride continuously moves during the loading/unloading process unless. Ask a ride operator if you need assistance boarding.

**Height Requirement:** None

### General Requirements and Health Restrictions:

- Riders must exhibit the ability of independent seated postural control under the dynamic conditions of the ride.
- Riders must have appropriate center of gravity to ride.
- Riders must have the ability to enter/exit ride within specified parameters without endangering self or others.
- Riders must have appropriate observed behavior to ride safely.

### Physical Requirements:

- Each rider must maintain in an upright seated position during the duration of the ride and their arms, hands, legs, and feet inside the ride vehicle at all times.
- Riders must step up and down into the ride vehicle and will need to transfer from a wheelchair to the ride vehicle.

### Casts, Braces, Prosthetics and Other Medical Devices:

Device Type	Allowed on Ride	Device Type	Allowed on Ride
Cervical collar/neck brace	Yes	Lower leg cast	Yes
Broken collar bone	Yes	Full leg cast	Yes
Forearm cast	Yes	Arm prosthetics	Yes
Full arm cast	Yes	Leg prosthetics	Yes
Braced arm cast	Yes		

Canes, crutches, wheelchairs, and other mobility devices must be placed in a designated spot outside of the ride envelope. Ask a ride operator for assistance.

**Ride Access:** Riders using a manual or electric wheelchair or an ECV should enter through the Alternate Access Entrance located to the right of the ride entrance via the ride exit through Thrillseekers store. Riders must transfer from the wheelchair to the ride unit under their own power or with the assistance of someone in their party.

**Loose Article Policy:** Loose articles are not permitted on this ride. Loose articles of any kind (including but not limited to purses, backpacks, beverage containers, cell phones and keys) must be secured in cargo pockets, zippered pockets or article bins, which are located on the ride dock. All loose articles which cannot be secured must be locked in a locker, or left with a non-rider.

## Daffy Duck Stars on Parade

### **Ride Rating: 5**

A children's ride featuring swings and a circular motion. Riders seat in a seat with a seat belt and crotch strap.

**Height Requirement:** Riders must be between 36" tall and 54" tall to ride.

### **General Requirements and Health Restrictions:**

- Riders must be free of back trouble, heart trouble, high blood pressure, and neck trouble.
- Expectant mothers are not allowed to ride.
- Guests with recent surgeries are not allowed to ride.
- Riders must exhibit the ability of independent seated postural control under the dynamic conditions of the ride.
- Riders must have appropriate center of gravity to ride.
- Riders must have the ability to enter/exit ride within specified parameters without endangering self or others.
- Riders must have appropriate observed behavior to ride safely.

### **Physical Requirements:**

- Each rider must maintain in an upright seated position with their back against the backrest during the duration of the ride and their arms, hands, legs, and feet inside the ride vehicle at all times.
- Riders must have a minimum of one functioning arm with a hand (excluding prosthesis).
- Riders must have a minimum of one functioning leg with a foot (excluding prosthesis).
- Riders must step up and down into the ride unit and will need to transfer from a wheelchair to the ride unit.

### **Casts, Braces, Prosthetics and Other Medical Devices:**

Device Type	Allowed on Ride	Device Type	Allowed on Ride
Cervical collar/neck brace	Yes	Lower leg cast	Yes
Broken collar bone	Yes	Full leg cast	Yes
Forearm cast	Yes	Arm prosthetics	Yes
Full arm cast	Yes	Leg prosthetics	Yes
Braced arm cast	Yes		

Canes, crutches, wheelchairs, and other mobility devices must be placed in a designated spot outside of the ride envelope. Ask a ride operator for assistance.

**Ride Access:** Riders using a manual or electric wheelchair or an ECV should enter through the main ride entrance. Riders must transfer from the wheelchair to the ride unit under their own power or with the assistance of someone in their party.

**Loose Article Policy:** Loose articles are not permitted on this ride. Loose articles of any kind (including but not limited to purses, backpacks, beverage containers, cell phones and keys) must be secured in cargo pockets, zippered pockets or article bins, which are located on the ride dock. All loose articles which cannot be secured must be locked in a locker, or left with a non-rider.

## Elmer Fudd Weather Balloons

### Ride Rating: 2

A family ride featuring upward, downward, and rotating motion. Riders sit in a seat with a shared seatbelt. The ride features rotational motion.

**Height Requirement:** Riders must be at least 36" tall to ride to ride alone. Riders under 36" may be accompanied by a supervising companion to ride.

### General Requirements and Health Restrictions:

- Riders must be free of back trouble, heart trouble, high blood pressure, and neck trouble.
- Expectant mothers are not allowed to ride.
- Guests with recent surgeries are not allowed to ride.
- Riders must exhibit the ability of independent seated postural control under the dynamic conditions of the ride.
- Riders must have appropriate center of gravity to ride.
- Riders must have the ability to enter/exit ride within specified parameters without endangering self or others.
- Riders must have appropriate observed behavior to ride safely.

**Physical Requirements:**

- Each rider must maintain in an upright seated position with their back against the backrest during the duration of the ride and their arms, hands, legs, and feet inside the ride vehicle at all times.
- Riders must have a minimum of one functioning arm with a hand (excluding prosthesis).
- Riders must have a minimum of one functioning leg with a foot (excluding prosthesis).
- Riders must step up and down into the ride vehicle and will need to transfer from a wheelchair to the ride vehicle.

**Casts, Braces, Prosthetics and Other Medical Devices:**

Device Type	Allowed on Ride	Device Type	Allowed on Ride
Cervical collar/neck brace	No	Lower leg cast	Yes
Broken collar bone	No	Full leg cast	Yes
Forearm cast	Yes	Arm prosthetics	Yes
Full arm cast	Yes	Leg prosthetics	Yes
Braced arm cast	Yes		

Canes, crutches, wheelchairs, and other mobility devices must be placed in a designated spot outside of the ride envelope. Ask a ride operator for assistance.

**Ride Access:** Riders using a manual or electric wheelchair or an ECV should enter through the main ride entrance. Riders must transfer from the wheelchair to the ride unit under their own power or with the assistance of someone in their party.

**Loose Article Policy:** Loose articles are not permitted on this ride. Loose articles of any kind (including but not limited to purses, backpacks, beverage containers, cell phones and keys) must be secured in cargo pockets, zippered pockets or article bins, which are located on the ride dock. All loose articles which cannot be secured must be locked in a locker, or left with a non-rider.

## Fireball

**Ride Rating: 4**

A thrill ride featuring a giant loop. Riders sit in cars with an individual shoulder harness and seat belt. Riders are propelled forward and backward through a loop multiple times. The ride features numerous hang time in which riders may be upside down for a few moments at a time.

**Height Requirement:** Riders must be at least 48" tall to ride.

**General Requirements and Health Restrictions:**

- Riders must be free of back trouble, heart trouble, high blood pressure, and neck trouble.
- Expectant mothers are not allowed to ride.
- Guests with recent surgeries are not allowed to ride.
- Riders must exhibit the ability of independent seated postural control under the dynamic conditions of the ride.
- Riders must have appropriate center of gravity to ride.
- Riders must have the ability to enter/exit ride within specified parameters without endangering self or others.
- Riders must have appropriate observed behavior to ride safely.

**Physical Requirements:**

- Each rider must maintain in an upright seated position with their back against the backrest during the duration of the ride and their arms, hands, legs, and feet inside the ride vehicle at all times.
- Riders must have two functioning arms if the rider has a normal center of gravity and the lower extremities are sufficiently strong to maintain proper riding posture under the dynamic conditions of the ride. Amputations must be below knee.
- Riders must have the ability to brace self with one functioning leg.
- Riders must step up and down into the ride vehicle and will need to transfer from a wheelchair to the ride vehicle.

**Casts, Braces, Prosthetics and Other Medical Devices:**

Device Type	Allowed on Ride	Device Type	Allowed on Ride
Cervical collar/neck brace	No	Lower leg cast	No
Broken collar bone	No	Full leg cast	No
Forearm cast	No	Arm prosthetics	No
Full arm cast	No	Leg prosthetics	No
Braced arm cast	No		

Canes, crutches, wheelchairs, and other mobility devices must be placed in a designated spot outside of the ride envelope. Ask a ride operator for assistance.

**Ride Access:** Riders using a manual or electric wheelchair or an ECV should enter through the Alternate Access Entrance located to the right of the ride entrance via the ride exit. Riders must transfer from the wheelchair to the ride unit under their own power or with the assistance of someone in their party.

**Loose Article Policy:** Loose articles are not permitted on this ride. Loose articles of any kind (including but not limited to purses, backpacks, beverage containers, cell phones and keys) must be secured in cargo pockets, zippered pockets or article bins, which are located on the ride dock. All loose articles which cannot be secured must be locked in a locker, or left with a non-rider.

## Foghorn Leghorn National Park Railway

### Ride Rating: 1

A children's train ride featuring a gentle ride in an elongated figure-8. Riders sit in cars with a shared seat belt.

**Height Requirement:** Riders must be at least 36" tall to ride alone. Riders under 36" tall may ride if accompanied by a supervising companion.

### General Requirements and Health Restrictions:

- Riders must be free of back trouble, heart trouble, high blood pressure, and neck trouble.
- Expectant mothers are not allowed to ride.
- Guests with recent surgeries are not allowed to ride.
- Riders must exhibit the ability of independent seated postural control under the dynamic conditions of the ride.
- Riders must have appropriate center of gravity to ride.
- Riders must have the ability to enter/exit ride within specified parameters without endangering self or others.
- Riders must have appropriate observed behavior to ride safely.

### Physical Requirements:

- Each rider must maintain in an upright seated position with their back against the backrest during the duration of the ride and their arms, hands, legs, and feet inside the ride vehicle at all times.
- Riders must have a minimum of one functioning arm with a hand (excluding prosthesis).
- Riders must have a minimum of one functioning leg with a foot (excluding prosthesis).
- Riders must step up and down into the ride vehicle and will need to transfer from a wheelchair to the ride vehicle.

### Casts, Braces, Prosthetics and Other Medical Devices:

Device Type	Allowed on Ride	Device Type	Allowed on Ride
Cervical collar/neck brace	No	Lower leg cast	Yes
Broken collar bone	No	Full leg cast	Yes
Forearm cast	Yes	Arm prosthetics	Yes

Full arm cast	Yes	Leg prosthetics	Yes
Braced arm cast	Yes		

Canes, crutches, wheelchairs, and other mobility devices must be placed in a designated spot outside of the ride envelope. Ask a ride operator for assistance.

**Ride Access:** Riders using a manual or electric wheelchair or an ECV should enter through main ride entrance. Riders must transfer from the wheelchair to the ride unit under their own power or with the assistance of someone in their party.

**Loose Article Policy:** Loose articles are not permitted on this ride. Loose articles of any kind (including but not limited to purses, backpacks, beverage containers, cell phones and keys) must be secured in cargo pockets, zippered pockets or article bins, which are located on the ride dock. All loose articles which cannot be secured must be locked in a locker, or left with a non-rider.

## Grand Ole Carousel

### Ride Rating: 1

A carousel ride featuring up and down along with rotational motion.

**Height Requirement:** Riders must be at least 42" tall to ride alone. Riders under 42" tall may ride if accompanied by a supervising companion.

### General Requirements and Health Restrictions:

- Riders must exhibit the ability of independent seated postural control under the dynamic conditions of the ride.
- Riders must have appropriate center of gravity to ride.
- Riders must have the ability to enter/exit ride within specified parameters without endangering self or others.
- Riders must have appropriate observed behavior to ride safely.

### Physical Requirements:

- Each rider must maintain in an upright seated position.
- Riders must have the ability to hold on with two functioning arms. If unable to hold on with two functioning arms, Guest must ride in a chariot.
- Riders must have the ability to straddle the ride unit. If unable to straddle the ride unit, guest must ride in a chariot.
- Riders must step up and down into the ride and will need to transfer from a wheelchair to the ride.

### Casts, Braces, Prosthetics and Other Medical Devices:

Device Type	Allowed on Ride	Device Type	Allowed on Ride
Cervical collar/neck brace	Yes	Lower leg cast	Yes

Broken collar bone	Yes	Full leg cast	Yes
Forearm cast	Yes	Arm prosthetics	Yes
Full arm cast	Yes	Leg prosthetics	Yes
Braced arm cast	Yes		

Canes, crutches, wheelchairs, and other mobility devices must be placed in a designated spot outside of the ride envelope. Ask a ride operator for assistance.

**Ride Access:** Riders using a manual or electric wheelchair or an ECV should enter through the main ride entrance. Riders must transfer from the wheelchair to the ride unit under their own power or with the assistance of someone in their party.

**Loose Article Policy:** Loose articles are not permitted on this ride. Loose articles of any kind (including but not limited to purses, backpacks, beverage containers, cell phones and keys) must be secured in cargo pockets, zippered pockets or article bins, which are located on the ride dock. All loose articles which cannot be secured must be locked in a locker, or left with a non-rider.

## Joker Carnival of Chaos

### Ride Rating: 5

An exciting thrill ride featuring a swing pendulum arm that swings back and forth while the seats rotate slowly 360 degrees.

**Height Requirement:** Riders must be at least 52" tall to ride.

### General Requirements and Health Restrictions:

- Riders must be free of back trouble, heart trouble, high blood pressure, and neck trouble.
- Expectant mothers are not allowed to ride.
- Guests with recent surgeries are not allowed to ride.
- Riders must exhibit the ability of independent seated postural control under the dynamic conditions of the ride.
- Riders must have appropriate center of gravity to ride.
- Riders must have the ability to enter/exit ride within specified parameters without endangering self or others.
- Riders must have appropriate observed behavior to ride safely.

### Physical Requirements:

- Each rider must maintain in an upright seated position with their head against the headrest during the duration of the ride and their arms, hands, legs, and feet inside the ride vehicle at all times.
- Riders must have one functioning arm and an arm that extends at a minimum to the elbow.

- Riders must have sufficient lower extremities to ensure the ride restraint system adequately restrains them. Both legs must include the knee. Prosthetic must be removed to ride.
- Riders must step up and down into the ride vehicle and will need to transfer from a wheelchair to the ride vehicle.

**Casts, Braces, Prosthetics and Other Medical Devices:**

Device Type	Allowed on Ride	Device Type	Allowed on Ride
Cervical collar/neck brace	No	Lower leg cast	No
Broken collar bone	No	Full leg cast	No
Forearm cast	Yes	Arm prosthetics	No
Full arm cast	No	Leg prosthetics	No
Braced arm cast	No		

Canes, crutches, wheelchairs, and other mobility devices must be placed in a designated spot outside of the ride envelope. Ask a ride operator for assistance.

**Ride Access:** Riders using a manual or electric wheelchair or an ECV should enter through the Alternate Access Entrance located to the left of the ride entrance. Riders must transfer from the wheelchair to the ride unit under their own power or with the assistance of someone in their party.

**Loose Article Policy:** Loose articles are not permitted on this ride. Loose articles of any kind (including but not limited to purses, backpacks, beverage containers, cell phones and keys) must be secured in cargo pockets, zippered pockets or article bins, which are located on the ride dock. All loose articles which cannot be secured must be locked in a locker, or left with a non-rider.

## Log Flume

**Ride Rating: 2**

A water ride featuring gentle turns, two lift hills, and a 50 foot drop. Riders will get wet on this ride.

**Height Requirement:** Riders must be at least 42" tall to ride alone. Riders under 42" tall may ride with a supervising companion.

**General Requirements and Health Restrictions:**

- Riders must be free of back trouble, heart trouble, high blood pressure, and neck trouble.
- Expectant mothers are not allowed to ride.
- Guests with recent surgeries are not allowed to ride.
- Riders must exhibit the ability of independent seated postural control under the dynamic conditions of the ride.
- Riders must have appropriate center of gravity to ride.
- Riders must have the ability to enter/exit ride within specified parameters without endangering self or others.
- Riders must have appropriate observed behavior to ride safely.

**Physical Requirements:**

- Each rider must maintain in an upright seated position during the duration of the ride and their arms, hands, legs, and feet inside the ride vehicle at all times.
- Riders must possess one functioning arm and one functioning leg to ride.
- Riders must step up and down into the ride vehicle and will need to transfer from a wheelchair to the ride vehicle.

**Casts, Braces, Prosthetics and Other Medical Devices:**

Device Type	Allowed on Ride	Device Type	Allowed on Ride
Cervical collar/neck brace	No	Lower leg cast	Yes
Broken collar bone	No	Full leg cast	Yes
Forearm cast	Yes	Arm prosthetics	Yes
Full arm cast	Yes	Leg prosthetics	Yes
Braced arm cast	Yes		

Canes, crutches, wheelchairs, and other mobility devices must be placed in a designated spot outside of the ride envelope. Ask a ride operator for assistance.

**Ride Access:** Riders using a manual or electric wheelchair or an ECV should enter through the Alternate Access Entrance located to the right of the ride entrance via the ride exit. Riders must transfer from the wheelchair to the ride unit under their own power or with the assistance of someone in their party.

**Loose Article Policy:** Loose articles are not permitted on this ride. Loose articles of any kind (including but not limited to purses, backpacks, beverage containers, cell phones and keys) must be secured in cargo pockets, zippered pockets or article bins, which are located on the ride dock. All loose articles which cannot be secured must be locked in a locker, or left with a non-rider.

## Marvin the Martian Camp Invasion

### Ride Rating: 2

A children’s ride featuring gentle vertical rotational movement.

**Height Requirement:** Riders must be at least 36” tall to ride. Riders under 36” tall may ride if accompanied by a supervising companion.

### General Requirements and Health Restrictions:

- Riders must be free of back trouble, heart trouble, high blood pressure, and neck trouble.
- Expectant mothers are not allowed to ride.
- Guests with recent surgeries are not allowed to ride.
- Riders must exhibit the ability of independent seated postural control under the dynamic conditions of the ride.
- Riders must have appropriate center of gravity to ride.
- Riders must have the ability to enter/exit ride within specified parameters without endangering self or others.
- Riders must have appropriate observed behavior to ride safely.

### Physical Requirements:

- Each rider must maintain in an upright seated position with their back against the backrest during the duration of the ride and their arms, hands, legs, and feet inside the ride vehicle at all times.
- Riders must have a minimum of one functioning arm with a hand (excluding prosthesis).
- Riders must have the ability to brace self with one functioning leg.
- Riders must step up and down into the ride vehicle and will need to transfer from a wheelchair to the ride vehicle.

### Casts, Braces, Prosthetics and Other Medical Devices:

Device Type	Allowed on Ride	Device Type	Allowed on Ride
Cervical collar/neck brace	No	Lower leg cast	Yes
Broken collar bone	Yes	Full leg cast	Yes
Forearm cast	Yes	Arm prosthetics	Yes
Full arm cast	Yes	Leg prosthetics	Yes

Braced arm cast	Yes		
-----------------	-----	--	--

Canes, crutches, wheelchairs, and other mobility devices must be placed in a designated spot outside of the ride envelope. Ask a ride operator for assistance.

**Ride Access:** Riders using a manual or electric wheelchair or an ECV should enter through the main ride entrance. Riders must transfer from the wheelchair to the ride unit under their own power or with the assistance of someone in their party.

**Loose Article Policy:** Loose articles are not permitted on this ride. Loose articles of any kind (including but not limited to purses, backpacks, beverage containers, cell phones and keys) must be secured in cargo pockets, zippered pockets or article bins, which are located on the ride dock. All loose articles which cannot be secured must be locked in a locker, or left with a non-rider.

## Mr. Freeze Reverse Blast

### Ride Rating: 5

An exciting steel roller coaster with max height of 220 feet, 210 foot max drop, max speed of 75 MPH, and a backwards launch. Riders sit in cars featuring an individual lap bar and seat belt. This ride features significant forward and backward forces. Magnetic fields are used at this ride. Strobe lights are in use at this ride.

**Height Requirement:** Riders must be at least 54" tall to ride.

### General Requirements and Health Restrictions:

- Riders must be free of back trouble, heart trouble, high blood pressure, and neck trouble.
- Expectant mothers are not allowed to ride.
- Guests with recent surgeries are not allowed to ride.
- Riders must exhibit the ability of independent seated postural control under the dynamic conditions of the ride.
- Riders must have appropriate center of gravity to ride.
- Riders must have the ability to enter/exit ride within specified parameters without endangering self or others.
- Riders must have appropriate observed behavior to ride safely.

### Physical Requirements:

- Each rider must maintain in an upright seated position with their head against the headrest during the duration of the ride and their arms, hands, legs, and feet inside the ride vehicle at all times.
- Riders must possess the ability to hold on with two functioning arms with a hand (excluding prosthesis).

- Riders must possess the ability to brace self with two functioning legs with a foot (excluding prosthesis).
- Riders must step up and down into the ride vehicle and will need to transfer from a wheelchair to the ride vehicle.

**Casts, Braces, Prosthetics and Other Medical Devices:**

Device Type	Allowed on Ride	Device Type	Allowed on Ride
Cervical collar/neck brace	No	Lower leg cast	No
Broken collar bone	No	Full leg cast	No
Forearm cast	No	Arm prosthetics	No
Full arm cast	No	Leg prosthetics	No
Braced arm cast	No		

Canes, crutches, wheelchairs, and other mobility devices must be placed in a designated spot outside of the ride envelope. Ask a ride operator for assistance.

**Ride Access:** Riders using a manual or electric wheelchair or an ECV should enter through the Alternate Access Entrance located to the left of the ride entrance via the ride exit. Riders must transfer from the wheelchair to the ride unit under their own power or with the assistance of someone in their party.

**Loose Article Policy:** Loose articles are not permitted on this ride. Loose articles of any kind (including but not limited to purses, backpacks, beverage containers, cell phones and keys) must be secured in cargo pockets, zippered pockets or article bins, which are located on the ride dock. All loose articles which cannot be secured must be locked in a locker, or left with a non-rider.

## Ninja

**Ride Rating: 5**

An exciting steel roller coaster with max height of 110 feet, 80 foot max drop, max speed of 55 MPH, and 4 inversions. Riders sit in cars featuring an individual shoulder restraint. This ride features moderate braking forces at the end of the ride.

**Height Requirement:** Riders must be at least 48" tall to ride.

**General Requirements and Health Restrictions:**

- Riders must be free of back trouble, heart trouble, high blood pressure, and neck trouble.
- Expectant mothers are not allowed to ride.

- Guests with recent surgeries are not allowed to ride.
- Riders must exhibit the ability of independent seated postural control under the dynamic conditions of the ride.
- Riders must have appropriate center of gravity to ride.
- Riders must have the ability to enter/exit ride within specified parameters without endangering self or others.
- Riders must have appropriate observed behavior to ride safely.

**Physical Requirements:**

- Each rider must maintain in an upright seated position with their back against the backrest during the duration of the ride and their arms, hands, legs, and feet inside the ride vehicle at all times.
- Riders must have a minimum of one functioning arm with a hand.
- Riders must have two legs, of which only the feet may be missing or a minimum of one natural leg including (partial) foot and one upper leg which extends to the end of the seat is required. The required lower extremities may be paralyzed.
- Riders must step up and down into the ride vehicle and will need to transfer from a wheelchair to the ride vehicle.

**Casts, Braces, Prosthetics and Other Medical Devices:**

Device Type	Allowed on Ride	Device Type	Allowed on Ride
Cervical collar/neck brace	No	Lower leg cast	Yes
Broken collar bone	No	Full leg cast	No
Forearm cast	Yes	Arm prosthetics	No
Full arm cast	No	Leg prosthetics	Yes
Braced arm cast	No		

Canes, crutches, wheelchairs, and other mobility devices must be placed in a designated spot outside of the ride envelope. Ask a ride operator for assistance.

**Ride Access:** Riders using a manual or electric wheelchair or an ECV should enter through the Alternate Access Entrance located to the left of the ride entrance. Riders must transfer from the wheelchair to the ride unit under their own power or with the assistance of someone in their party.

**Loose Article Policy:** Loose articles are not permitted on this ride. Loose articles of any kind (including but not limited to purses, backpacks, beverage containers, cell phones and keys) must be secured in cargo pockets, zippered pockets or article bins, which are located on the ride dock. All loose articles which cannot be secured must be locked in a locker, or left with a non-rider.

## Pandemonium

### Ride Rating: 4

An exciting steel roller coaster with max height of 55 feet, 35 foot max drop, max speed of 35 MPH, and spinning cars. Riders sit in cars featuring an individual lap bar. This ride features moderate braking forces at the end of the ride.

**Height Requirement:** Riders must be at 47" tall to ride alone. Riders 42" tall may ride with a supervising companion.

### General Requirements and Health Restrictions:

- Riders must be free of back trouble, heart trouble, high blood pressure, and neck trouble.
- Expectant mothers are not allowed to ride.
- Guests with recent surgeries are not allowed to ride.
- Riders must exhibit the ability of independent seated postural control under the dynamic conditions of the ride.
- Riders must have appropriate center of gravity to ride.
- Riders must have the ability to enter/exit ride within specified parameters without endangering self or others.
- Riders must have appropriate observed behavior to ride safely.

### Physical Requirements:

- Each rider must maintain in an upright seated position with their head against the headrest during the duration of the ride and their arms, hands, legs, and feet inside the ride vehicle at all times.
- Riders must have a minimum of one functioning arm with a hand.
- Riders must have the ability to brace self with two functioning legs.
- Riders must step up and down into the ride vehicle and will need to transfer from a wheelchair to the ride vehicle.

### Casts, Braces, Prosthetics and Other Medical Devices:

Device Type	Allowed on Ride	Device Type	Allowed on Ride
Cervical collar/neck brace	No	Lower leg cast	Yes
Broken collar bone	No	Full leg cast	Yes*
Forearm cast	Yes	Arm prosthetics	Yes
Full arm cast	Yes	Leg prosthetics	Yes
Braced arm cast	No		

Canes, crutches, wheelchairs, and other mobility devices must be placed in a designated spot outside of the ride envelope. Ask a ride operator for assistance.

\*Full leg cast must fit inside the ride vehicle.

**Ride Access:** Riders using a manual or electric wheelchair or an ECV should enter through the Alternate Access Entrance located to the left of the ride entrance via the ride exit. Riders must transfer from the wheelchair to the ride unit under their own power or with the assistance of someone in their party.

**Loose Article Policy:** Loose articles are not permitted on this ride. Loose articles of any kind (including but not limited to purses, backpacks, beverage containers, cell phones and keys) must be secured in cargo pockets, zippered pockets or article bins, which are located on the ride dock. All loose articles which cannot be secured must be locked in a locker, or left with a non-rider.

## River King Mine Train

### **Ride Rating: 4**

An exciting steel roller coaster with max height of 35 feet, 41 foot max drop, max speed of 32 MPH, and a tunnel. Riders sit in cars featuring an shared lap bar. This ride features moderate braking forces at the end of the ride.

**Height Requirement:** Riders must be at least 48" tall to ride.

### **General Requirements and Health Restrictions:**

- Riders must be free of back trouble, heart trouble, high blood pressure, and neck trouble.
- Expectant mothers are not allowed to ride.
- Guests with recent surgeries are not allowed to ride.
- Riders must exhibit the ability of independent seated postural control under the dynamic conditions of the ride.
- Riders must have appropriate center of gravity to ride.
- Riders must have the ability to enter/exit ride within specified parameters without endangering self or others.
- Riders must have appropriate observed behavior to ride safely.

### **Physical Requirements:**

- Each rider must maintain in an upright seated position with their back against the backrest during the duration of the ride and their arms, hands, legs, and feet inside the ride vehicle at all times.
- Riders must have one functioning arm and two functioning legs OR two functioning arms and one functioning leg.
- Riders must step up and down into the ride vehicle and will need to transfer from a wheelchair to the ride vehicle.

## Casts, Braces, Prosthetics and Other Medical Devices:

Device Type	Allowed on Ride	Device Type	Allowed on Ride
Cervical collar/neck brace	Yes	Lower leg cast	Yes
Broken collar bone	Yes	Full leg cast	Yes
Forearm cast	Yes	Arm prosthetics	Yes
Full arm cast	Yes	Leg prosthetics	Yes
Braced arm cast	Yes		

Canes, crutches, wheelchairs, and other mobility devices must be placed in a designated spot outside of the ride envelope. Ask a ride operator for assistance.

**Ride Access:** Riders using a manual or electric wheelchair or an ECV should enter through the Alternate Access Entrance located to the left of the ride entrance. Riders must transfer from the wheelchair to the ride unit under their own power or with the assistance of someone in their party.

**Loose Article Policy:** Loose articles are not permitted on this ride. Loose articles of any kind (including but not limited to purses, backpacks, beverage containers, cell phones and keys) must be secured in cargo pockets, zippered pockets or article bins, which are located on the ride dock. All loose articles which cannot be secured must be locked in a locker, or left with a non-rider.

## Rookie Racer

### **Ride Rating: 3**

An exciting steel family roller coaster with max height of 41 feet, max speed of 27 MPH, and themed soundtrack. Riders sit in cars featuring an individual lap bar. This ride features moderate braking forces at the end of the ride.

**Height Requirement:** Riders must be at least 48" tall to ride alone. Riders 36" tall may ride if accompanied by a supervising companion.

### **General Requirements and Health Restrictions:**

- Riders must be free of back trouble, heart trouble, high blood pressure, and neck trouble.
- Expectant mothers are not allowed to ride.
- Guests with recent surgeries are not allowed to ride.
- Riders must exhibit the ability of independent seated postural control under the dynamic conditions of the ride.
- Riders must have appropriate center of gravity to ride.
- Riders must have the ability to enter/exit ride within specified parameters without endangering self or others.
- Riders must have appropriate observed behavior to ride safely.

### **Physical Requirements:**

- Each rider must maintain in an upright seated position with their back against the backrest during the duration of the ride and their arms, hands, legs, and feet inside the ride vehicle at all times.
- Riders must possess a minimum of two natural functioning arms, of which only the hands may be missing or a minimum of one natural functioning arm incl. (partial) hand, with gripping force, is required.
- A minimum of 2 natural upper legs which extend to the end of the seat is required, or a minimum of 1 natural leg incl. (partial) foot is required. The required lower extremities may be paralyzed.
- Riders must step up and down into the ride vehicle and will need to transfer from a wheelchair to the ride vehicle.

### **Casts, Braces, Prosthetics and Other Medical Devices:**

Device Type	Allowed on Ride	Device Type	Allowed on Ride
Cervical collar/neck brace	No	Lower leg cast	Yes
Broken collar bone	Yes	Full leg cast	No
Forearm cast	Yes	Arm prosthetics	Yes
Full arm cast	Yes	Leg prosthetics	Yes
Braced arm cast	Yes		

Canes, crutches, wheelchairs, and other mobility devices must be placed in a designated spot outside of the ride envelope. Ask a ride operator for assistance.

**Ride Access:** Riders using a manual or electric wheelchair or an ECV should enter through the Alternate Access Entrance via the ride exit. Riders must transfer from the wheelchair to the ride unit under their own power or with the assistance of someone in their party.

**Loose Article Policy:** Loose articles are not permitted on this ride. Loose articles of any kind (including but not limited to purses, backpacks, beverage containers, cell phones and keys) must be secured in cargo pockets, zippered pockets or article bins, which are located on the ride dock. All loose articles which cannot be secured must be locked in a locker, or left with a non-rider.

## **Screamin' Eagle**

### **Ride Rating: 4**

An exciting wooden roller coaster with max height of 110 feet and max speed of 65 MPH. Riders sit in cars featuring an individual lap bar and seat belt. This ride features moderate braking forces at the end of the ride.

**Height Requirement:** Riders must be at least 48" tall to ride alone. Riders 46" tall may ride if accompanied by a supervising companion.

**General Requirements and Health Restrictions:**

- Riders must be free of back trouble, heart trouble, high blood pressure, and neck trouble.
- Expectant mothers are not allowed to ride.
- Guests with recent surgeries are not allowed to ride.
- Riders must exhibit the ability of independent seated postural control under the dynamic conditions of the ride.
- Riders must have appropriate center of gravity to ride.
- Riders must have the ability to enter/exit ride within specified parameters without endangering self or others.
- Riders must have appropriate observed behavior to ride safely.

**Physical Requirements:**

- Each rider must maintain in an upright seated position with their back against the backrest during the duration of the ride and their arms, hands, legs, and feet inside the ride vehicle at all times.
- Riders must possess a minimum of one functioning arm to hold on with.
- Two functioning arms are sufficient instead of one functioning arm and one functioning leg if the guest has a normal center of gravity and lower extremities are sufficiently strong to support weight against the restraint under the dynamic conditions of the ride. Amputation(s) must be below the knee.
- Riders must step up and down into the ride vehicle and will need to transfer from a wheelchair to the ride vehicle.

**Casts, Braces, Prosthetics and Other Medical Devices:**

Device Type	Allowed on Ride	Device Type	Allowed on Ride
Cervical collar/neck brace	No	Lower leg cast	Yes
Broken collar bone	Yes	Full leg cast	No
Forearm cast	Yes	Arm prosthetics	Yes
Full arm cast	No	Leg prosthetics	Yes
Braced arm cast	No		

Canes, crutches, wheelchairs, and other mobility devices must be placed in a designated spot outside of the ride envelope. Ask a ride operator for assistance.

**Ride Access:** Riders using a manual or electric wheelchair or an ECV should enter through the Alternate Access Entrance via the ramp located to the right of the main entrance. Riders must transfer from the wheelchair to the ride unit under their own power or with the assistance of someone in their party.

**Loose Article Policy:** Loose articles are not permitted on this ride. Loose articles of any kind (including but not limited to purses, backpacks, beverage containers, cell phones and keys) must be secured in cargo pockets, zippered pockets or article bins, which are located on the ride dock. All loose articles which cannot be secured must be locked in a locker, or left with a non-rider.

## Shazam

### **Ride Rating: 3**

A scrambler ride featuring cars that sit three across and share a seat belt. The ride spins on two axes and produces sensations of being flung to one side.

**Height Requirement:** Riders must be at least 48" tall to ride alone. Riders 36" tall may ride if accompanied by a supervising companion.

### **General Requirements and Health Restrictions:**

- Riders must be free of back trouble, heart trouble, high blood pressure, and neck trouble.
- Expectant mothers are not allowed to ride.
- Guests with recent surgeries are not allowed to ride.
- Riders must exhibit the ability of independent seated postural control under the dynamic conditions of the ride.
- Riders must have appropriate center of gravity to ride.
- Riders must have the ability to enter/exit ride within specified parameters without endangering self or others.
- Riders must have appropriate observed behavior to ride safely.

### **Physical Requirements:**

- Each rider must maintain in an upright seated position with their back against the backrest during the duration of the ride and their arms, hands, legs, and feet inside the ride vehicle at all times.
- Riders must possess the ability to hold on with one functioning arm and ability to brace self with one functioning leg.
- Two functioning arms are sufficient instead of one functioning arm and one functioning leg if the guest has a normal center of gravity and lower extremities are sufficiently strong to support weight against the restraint under the dynamic conditions of the ride.
- Riders must step up and down into the ride vehicle and will need to transfer from a wheelchair to the ride vehicle.

### **Casts, Braces, Prosthetics and Other Medical Devices:**

Device Type	Allowed on Ride	Device Type	Allowed on Ride
Cervical collar/neck brace	No	Lower leg cast	Yes
Broken collar bone	No	Full leg cast	Yes*
Forearm cast	Yes	Arm prosthetics	Yes
Full arm cast	Yes	Leg prosthetics	Yes
Braced arm cast	No		

\*cast must fit fully inside ride unit.

Canes, crutches, wheelchairs, and other mobility devices must be placed in a designated spot outside of the ride envelope. Ask a ride operator for assistance.

**Ride Access:** Riders using a manual or electric wheelchair or an ECV should enter through the Alternate Access Entrance via the ride exit. Riders must transfer from the wheelchair to the ride unit under their own power or with the assistance of someone in their party.

**Loose Article Policy:** Loose articles are not permitted on this ride. Loose articles of any kind (including but not limited to purses, backpacks, beverage containers, cell phones and keys) must be secured in cargo pockets, zippered pockets or article bins, which are located on the ride dock. All loose articles which cannot be secured must be locked in a locker, or left with a non-rider.

## SkyScreamer

### Ride Rating: 4

A swing ride featuring individual swings sitting side by side. The ride rotates in a circle while climbing up to 220 feet.

**Height Requirement:** Riders must be at least 44" tall to ride alone.

### General Requirements and Health Restrictions:

- Riders must be free of back trouble, heart trouble, high blood pressure, and neck trouble.
- Expectant mothers are not allowed to ride.
- Guests with recent surgeries are not allowed to ride.
- Riders must exhibit the ability of independent seated postural control under the dynamic conditions of the ride.
- Riders must have appropriate center of gravity to ride.
- Riders must have the ability to enter/exit ride within specified parameters without endangering self or others.
- Riders must have appropriate observed behavior to ride safely.

### **Physical Requirements:**

- Each rider must maintain in an upright seated position with their back against the backrest during the duration of the ride and their arms, hands, legs, and feet inside the ride vehicle at all times.
- Riders must have arms that extend at a minimum to the elbow and non-prosthetic functioning hand on one of the two arms. Prosthetic must be removed to ride.
- Riders must have sufficient lower extremities to ensure the ride restraint system adequately restrains them. Both legs must include the knee. Prosthetic must be removed to ride.
- Riders must step up and down into the ride unit and will need to transfer from a wheelchair to the ride vehicle.

### **Casts, Braces, Prosthetics and Other Medical Devices:**

Device Type	Allowed on Ride	Device Type	Allowed on Ride
Cervical collar/neck brace	No	Lower leg cast	Yes
Broken collar bone	No	Full leg cast	Yes
Forearm cast	Yes	Arm prosthetics	No
Full arm cast	Yes*	Leg prosthetics	No
Braced arm cast	No		

\*cast must not be positioned next to riding companion

Canes, crutches, wheelchairs, and other mobility devices must be placed in a designated spot outside of the ride envelope. Ask a ride operator for assistance.

**Ride Access:** Riders using a manual or electric wheelchair or an ECV should enter through the Alternate Access Entrance located to the right of the main entrance. Riders must transfer from the wheelchair to the ride unit under their own power or with the assistance of someone in their party.

**Loose Article Policy:** Loose articles are not permitted on this ride. Loose articles of any kind (including but not limited to purses, backpacks, beverage containers, cell phones and keys) must be secured in cargo pockets, zippered pockets or article bins, which are located on the ride dock. All loose articles which cannot be secured must be locked in a locker, or left with a non-rider.

## **Spinsanity**

### **Ride Rating: 4**

A circular ride featuring seats that resemble riding a motorcycle or bike. Riders are restrained on their back with a U-shaped bar. The ride spins while moving up and down a U-Shaped track.

**Height Requirement:** Riders must be at least 48" tall to ride alone.

**General Requirements and Health Restrictions:**

- Riders must be free of back trouble, heart trouble, high blood pressure, and neck trouble.
- Expectant mothers are not allowed to ride.
- Guests with recent surgeries are not allowed to ride.
- Riders must exhibit the ability of independent seated postural control under the dynamic conditions of the ride.
- Riders must have appropriate center of gravity to ride.
- Riders must have the ability to enter/exit ride within specified parameters without endangering self or others.
- Riders must have appropriate observed behavior to ride safely.

**Physical Requirements:**

- Each rider must maintain in an upright seated position with their back against the backrest during the duration of the ride and their arms, hands, legs, and feet inside the ride vehicle at all times.
- Riders must have a minimum of one functioning arm with a hand (excluding prosthesis).
- Riders must possess the ability to brace self with two functioning legs.
- Riders must step up and down into the ride unit and will need to transfer from a wheelchair to the ride vehicle.

**Casts, Braces, Prosthetics and Other Medical Devices:**

Device Type	Allowed on Ride	Device Type	Allowed on Ride
Cervical collar/neck brace	No	Lower leg cast	No
Broken collar bone	No	Full leg cast	No
Forearm cast	No	Arm prosthetics	No
Full arm cast	No	Leg prosthetics	No
Braced arm cast	No		

Canes, crutches, wheelchairs, and other mobility devices must be placed in a designated spot outside of the ride envelope. Ask a ride operator for assistance.

**Ride Access:** Riders using a manual or electric wheelchair or an ECV should enter through the Alternate Access Entrance located to the right of the main entrance. Riders must transfer from the wheelchair to the ride unit under their own power or with the assistance of someone in their party.

**Loose Article Policy:** Loose articles are not permitted on this ride. Loose articles of any kind (including but not limited to purses, backpacks, beverage containers, cell phones and keys) must be secured in cargo pockets, zippered pockets or article bins, which are located on the ride dock. All loose articles which cannot be secured must be locked in a locker, or left with a non-rider.

## Supergirl Sky Flyer

### Ride Rating: 4

A circular ride featuring seats that hang from the ride structure. Riders are restrained with an individual over the shoulder harness and safety belt. The ride rotates in a clockwise motion while then rotating vertically in the air where riders will be spun upside down for a brief time.

**Height Requirement:** Riders must be at least 48" tall to ride alone.

### General Requirements and Health Restrictions:

- Riders must be free of back trouble, heart trouble, high blood pressure, and neck trouble.
- Expectant mothers are not allowed to ride.
- Guests with recent surgeries are not allowed to ride.
- Riders must exhibit the ability of independent seated postural control under the dynamic conditions of the ride.
- Riders must have appropriate center of gravity to ride.
- Riders must have the ability to enter/exit ride within specified parameters without endangering self or others.
- Riders must have appropriate observed behavior to ride safely.

### Physical Requirements:

- Each rider must maintain in an upright seated position with their back against the backrest during the duration of the ride and their arms, hands, legs, and feet inside the ride vehicle at all times.
- Riders must have a minimum of one functioning arm with a hand.
- Riders may have two leg amputations. One leg amputation must be below the knee.
- Riders must step up and down into the ride unit and will need to transfer from a wheelchair to the ride vehicle.

### Casts, Braces, Prosthetics and Other Medical Devices:

Device Type	Allowed on Ride	Device Type	Allowed on Ride
Cervical collar/neck brace	No	Lower leg cast	Yes
Broken collar bone	No	Full leg cast	No

Forearm cast	Yes	Arm prosthetics	Yes
Full arm cast	Yes	Leg prosthetics	No
Braced arm cast	No		

Canes, crutches, wheelchairs, and other mobility devices must be placed in a designated spot outside of the ride envelope. Ask a ride operator for assistance.

**Ride Access:** Riders using a manual or electric wheelchair or an ECV should enter through the Alternate Access Entrance located to the left of the main entrance. Riders must transfer from the wheelchair to the ride unit under their own power or with the assistance of someone in their party.

**Loose Article Policy:** Loose articles are not permitted on this ride. Loose articles of any kind (including but not limited to purses, backpacks, beverage containers, cell phones and keys) must be secured in cargo pockets, zippered pockets or article bins, which are located on the ride dock. All loose articles which cannot be secured must be locked in a locker, or left with a non-rider.

## Taz Twister

### Ride Rating: 2

A circular ride featuring tea cup like seats. Riders are secured via a seat belt. The ride spins in two directions.

**Height Requirement:** Riders must be at least 36" tall to ride alone. Riders may not exceed 52" tall.

### General Requirements and Health Restrictions:

- Riders must be free of back trouble, heart trouble, high blood pressure, and neck trouble.
- Expectant mothers are not allowed to ride.
- Guests with recent surgeries are not allowed to ride.
- Riders must exhibit the ability of independent seated postural control under the dynamic conditions of the ride.
- Riders must have appropriate center of gravity to ride.
- Riders must have the ability to enter/exit ride within specified parameters without endangering self or others.
- Riders must have appropriate observed behavior to ride safely.

### Physical Requirements:

- Each rider must maintain in an upright seated position with their back against the backrest during the duration of the ride and their arms, hands, legs, and feet inside the ride vehicle at all times.
- Must have a minimum of one functioning arm with a hand (excluding prosthesis).
- Must have a minimum of one functioning leg with a foot (including prosthesis).
- Riders must step up and down into the ride unit and will need to transfer from a wheelchair to the ride vehicle.

## Casts, Braces, Prosthetics and Other Medical Devices:

Device Type	Allowed on Ride	Device Type	Allowed on Ride
Cervical collar/neck brace	No	Lower leg cast	Yes
Broken collar bone	No	Full leg cast	Yes
Forearm cast	Yes	Arm prosthetics	Yes
Full arm cast	Yes	Leg prosthetics	Yes
Braced arm cast	No		

Canes, crutches, wheelchairs, and other mobility devices must be placed in a designated spot outside of the ride envelope. Ask a ride operator for assistance.

**Ride Access:** Riders using a manual or electric wheelchair or an ECV should enter through the Alternate Access Entrance located to the left of the main entrance. Riders must transfer from the wheelchair to the ride unit under their own power or with the assistance of someone in their party.

**Loose Article Policy:** Loose articles are not permitted on this ride. Loose articles of any kind (including but not limited to purses, backpacks, beverage containers, cell phones and keys) must be secured in cargo pockets, zippered pockets or article bins, which are located on the ride dock. All loose articles which cannot be secured must be locked in a locker, or left with a non-rider.

## The Boss

### **Ride Rating: 5**

An exciting wooden roller coaster with max height of 110 feet, 150 foot max drop and max speed of 67 MPH. Riders sit in cars featuring an individual lap bar. This ride features moderate braking forces at the end of the ride.

**Height Requirement:** Riders must be at least 48" tall to ride.

### **General Requirements and Health Restrictions:**

- Riders must be free of back trouble, heart trouble, high blood pressure, and neck trouble.
- Expectant mothers are not allowed to ride.
- Guests with recent surgeries are not allowed to ride.
- Riders must exhibit the ability of independent seated postural control under the dynamic conditions of the ride.
- Riders must have appropriate center of gravity to ride.
- Riders must have the ability to enter/exit ride within specified parameters without endangering self or others.
- Riders must have appropriate observed behavior to ride safely.

### **Physical Requirements:**

- Each rider must maintain in an upright seated position with their back against the backrest during the duration of the ride and their arms, hands, legs, and feet inside the ride vehicle at all times.
- Riders must have a minimum of one functioning arm with a hand (excluding prosthesis).
- Riders must have the ability to brace themselves with two functioning legs.
- Riders must step up and down into the ride vehicle and will need to transfer from a wheelchair to the ride vehicle.

### **Casts, Braces, Prosthetics and Other Medical Devices:**

Device Type	Allowed on Ride	Device Type	Allowed on Ride
Cervical collar/neck brace	No	Lower leg cast	Yes
Broken collar bone	No	Full leg cast	Yes
Forearm cast	Yes	Arm prosthetics	No
Full arm cast	Yes	Leg prosthetics	No
Braced arm cast	Yes		

Canes, crutches, wheelchairs, and other mobility devices must be placed in a designated spot outside of the ride envelope. Ask a ride operator for assistance.

**Ride Access:** Riders using a manual or electric wheelchair or an ECV should enter through the Alternate Access Entrance located to the left of the ride entrance. Riders must transfer from the wheelchair to the ride unit under their own power or with the assistance of someone in their party.

**Loose Article Policy:** Loose articles are not permitted on this ride. Loose articles of any kind (including but not limited to purses, backpacks, beverage containers, cell phones and keys) must be secured in cargo pockets, zippered pockets or article bins, which are located on the ride dock. All loose articles which cannot be secured must be locked in a locker, or left with a non-rider.

## **Thunder River**

### **Ride Rating: 4**

A water ride featuring rapids. You will get wet on this ride. Riders sit in boats with individual seats and a shared seat belt. The boat may bump into other boats or the walls of the ride at time.

**Height Requirement:** Riders must be at least 42" tall to ride alone. Riders 36" tall may ride with a supervising companion.

**General Requirements and Health Restrictions:**

- Riders must be free of back trouble, heart trouble, high blood pressure, and neck trouble.
- Expectant mothers are not allowed to ride.
- Guests with recent surgeries are not allowed to ride.
- Riders must exhibit the ability of independent seated postural control under the dynamic conditions of the ride.
- Riders must have appropriate center of gravity to ride.
- Riders must have the ability to enter/exit ride within specified parameters without endangering self or others.
- Riders must have appropriate observed behavior to ride safely.

**Physical Requirements:**

- Each rider must maintain in an upright seated position during the duration of the ride and their arms, hands, legs, and feet inside the ride vehicle at all times.
- Riders must possess one functioning arm and one functioning leg to ride.
- Riders must step up and down into the ride vehicle and will need to transfer from a wheelchair to the ride vehicle.

**Casts, Braces, Prosthetics and Other Medical Devices:**

Device Type	Allowed on Ride	Device Type	Allowed on Ride
Cervical collar/neck brace	No	Lower leg cast	Yes
Broken collar bone	No	Full leg cast	Yes
Forearm cast	Yes	Arm prosthetics	Yes
Full arm cast	Yes	Leg prosthetics	Yes
Braced arm cast	Yes		

Canes, crutches, wheelchairs, and other mobility devices must be placed in a designated spot outside of the ride envelope. Ask a ride operator for assistance.

**Ride Access:** Riders using a manual or electric wheelchair or an ECV should enter through the Alternate Access Entrance located to the left of the ride entrance via the ride exit. Riders must transfer from the wheelchair to the ride unit under their own power or with the assistance of someone in their party.

**Loose Article Policy:** Loose articles are not permitted on this ride. Loose articles of any kind (including but not limited to purses, backpacks, beverage containers, cell phones and keys) must be secured in cargo pockets, zippered pockets or article bins, which are located on the ride dock. All loose articles which cannot be secured must be locked in a locker, or left with a non-rider.

# Tommy G. Robertson Railroad

## Ride Rating: 1

An authentic steam train ride around the park. Riders sit in bench style seats with open sides. Riders may experience loud noises from the engine and whistle.

**Height Requirement:** None

### **General Requirements and Health Restrictions:**

- Riders must exhibit the ability of independent seated postural control under the dynamic conditions of the ride.
- Riders must have appropriate center of gravity to ride.
- Riders must have the ability to enter/exit ride within specified parameters without endangering self or others.
- Riders must have appropriate observed behavior to ride safely.

### **Physical Requirements:**

- Each rider must maintain in an upright seated position during the duration of the ride and their arms, hands, legs, and feet inside the ride vehicle at all times.
- Riders must step up and down into the ride vehicle and will need to transfer from a wheelchair to the ride vehicle.

### **Casts, Braces, Prosthetics and Other Medical Devices:**

Device Type	Allowed on Ride	Device Type	Allowed on Ride
Cervical collar/neck brace	Yes	Lower leg cast	Yes
Broken collar bone	Yes	Full leg cast	Yes
Forearm cast	Yes	Arm prosthetics	Yes
Full arm cast	Yes	Leg prosthetics	Yes
Braced arm cast	Yes		

Canes, crutches, wheelchairs, and other mobility devices must be placed in a designated spot outside of the ride envelope. Ask a ride operator for assistance.

**Ride Access:** Riders using a manual or electric wheelchair or an ECV should enter through the stations and ask an operator for assistance.

**Loose Article Policy:** Loose articles are permitted on this ride, but must be secured in pockets or held by the rider.

## Tweety Twee House

### Ride Rating: 2

A vertical ride featuring individual seating. Riders are secured via a shared lap bar and seat belt. The ride ascends into the air and bounces riders up and down in a gentle motion.

**Height Requirement:** Riders must be at least 36" tall to ride alone. Riders under 36" may ride with a supervising companion.

### **General Requirements and Health Restrictions:**

- Riders must be free of back trouble, heart trouble, high blood pressure, and neck trouble.
- Expectant mothers are not allowed to ride.
- Guests with recent surgeries are not allowed to ride.
- Riders must exhibit the ability of independent seated postural control under the dynamic conditions of the ride.
- Riders must have appropriate center of gravity to ride.
- Riders must have the ability to enter/exit ride within specified parameters without endangering self or others.
- Riders must have appropriate observed behavior to ride safely.

### **Physical Requirements:**

- Each rider must maintain in an upright seated position with their back against the backrest during the duration of the ride and their arms, hands, legs, and feet inside the ride vehicle at all times.
- Must have a minimum of one functioning arm with a hand (excluding prosthesis).
- Must have a minimum of one functioning leg with a foot (including prosthesis).
- Riders must step up and down into the ride unit and will need to transfer from a wheelchair to the ride vehicle.

### **Casts, Braces, Prosthetics and Other Medical Devices:**

Device Type	Allowed on Ride	Device Type	Allowed on Ride
Cervical collar/neck brace	No	Lower leg cast	No
Broken collar bone	No	Full leg cast	No
Forearm cast	Yes	Arm prosthetics	Yes
Full arm cast	Yes	Leg prosthetics	Yes
Braced arm cast	No		

Canes, crutches, wheelchairs, and other mobility devices must be placed in a designated spot outside of the ride envelope. Ask a ride operator for assistance.

**Ride Access:** Riders using a manual or electric wheelchair or an ECV should enter through the Alternate Access Entrance located to the right of the main entrance. Riders must transfer from the wheelchair to the ride unit under their own power or with the assistance of someone in their party.

**Loose Article Policy:** Loose articles are not permitted on this ride. Loose articles of any kind (including but not limited to purses, backpacks, beverage containers, cell phones and keys) must be secured in cargo pockets, zippered pockets or article bins, which are located on the ride dock. All loose articles which cannot be secured must be locked in a locker, or left with a non-rider.

## Yosemite Sam Tugboat Tailspin

### **Ride Rating: 2**

A family ride where riders sit in a shared bench seat secured by a shared lap bar. The ride rocks back and forth on a track while spinning.

**Height Requirement:** Riders must be at least 42" tall to ride alone. Riders under 36" may ride with a supervising companion.

### **General Requirements and Health Restrictions:**

- Riders must be free of back trouble, heart trouble, high blood pressure, and neck trouble.
- Expectant mothers are not allowed to ride.
- Guests with recent surgeries are not allowed to ride.
- Riders must exhibit the ability of independent seated postural control under the dynamic conditions of the ride.
- Riders must have appropriate center of gravity to ride.
- Riders must have the ability to enter/exit ride within specified parameters without endangering self or others.
- Riders must have appropriate observed behavior to ride safely.

### **Physical Requirements:**

- Each rider must maintain in an upright seated position with their back against the backrest during the duration of the ride and their arms, hands, legs, and feet inside the ride vehicle at all times.
- Must have a minimum of one functioning arm with a hand (excluding prosthesis).
- Must have a minimum of one functioning leg with a foot (including prosthesis).
- Riders must step up and down into the ride unit and will need to transfer from a wheelchair to the ride vehicle.

### **Casts, Braces, Prosthetics and Other Medical Devices:**

Device Type	Allowed on Ride	Device Type	Allowed on Ride
Cervical collar/neck brace	No	Lower leg cast	Yes
Broken collar bone	No	Full leg cast	Yes
Forearm cast	Yes	Arm prosthetics	Yes
Full arm cast	Yes	Leg prosthetics	Yes
Braced arm cast	Yes		

Canes, crutches, wheelchairs, and other mobility devices must be placed in a designated spot outside of the ride envelope. Ask a ride operator for assistance.

**Ride Access:** Riders using a manual or electric wheelchair or an ECV should enter through the Alternate Access Entrance located to the left of the main entrance. Riders must transfer from the wheelchair to the ride unit under their own power or with the assistance of someone in their party.

**Loose Article Policy:** Loose articles are not permitted on this ride. Loose articles of any kind (including but not limited to purses, backpacks, beverage containers, cell phones and keys) must be secured in cargo pockets, zippered pockets or article bins, which are located on the ride dock. All loose articles which cannot be secured must be locked in a locker, or left with a non-rider.